



OverDrive for Tablets & Smartphones

Photo: <http://bit.ly/1IzG2o>

Download eBooks and audiobooks from the Finger Lakes Library System directly to your iPad, iPhone, or Android based device. You can check out and download the following types of digital materials from OverDrive:

- **Audiobooks:** A recorded reading of a book that can be downloaded and enjoyed on a computer or portable device. Formats: MP3.
- **eBook:** A text-based digital book that can be read on a computer or portable device. Formats: Adobe EPUB, to use with the OverDrive application and OverDrive Read.
- **OverDrive Read:** This format allows you to read a book right in your device's browser. Even if your Internet access is interrupted, you can still read your eBook because it will be cached (saved) in your browser. You can also access the title among various devices and pick up on one where you left off on the other.

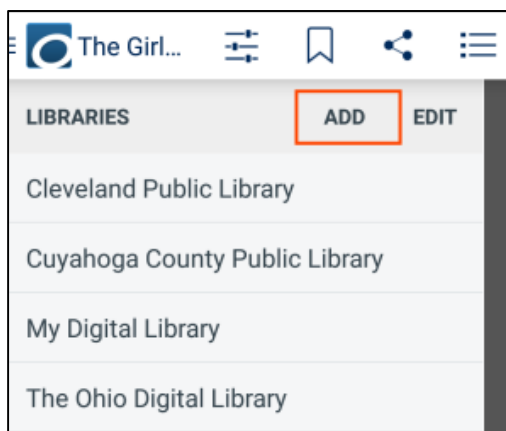
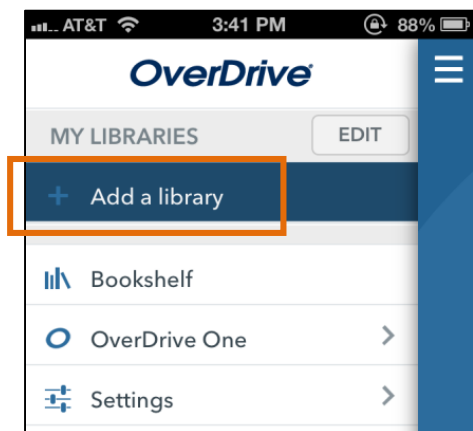
What You'll Need:

- ✓ A library card from any of the Finger Lakes Library System libraries and your library card PIN (usually the last four-digits of your phone number).
- ✓ A device that meets the system requirements for the type(s) of digital materials you wish to check out.
- ✓ Internet connection
- ✓ Free OverDrive app for your device

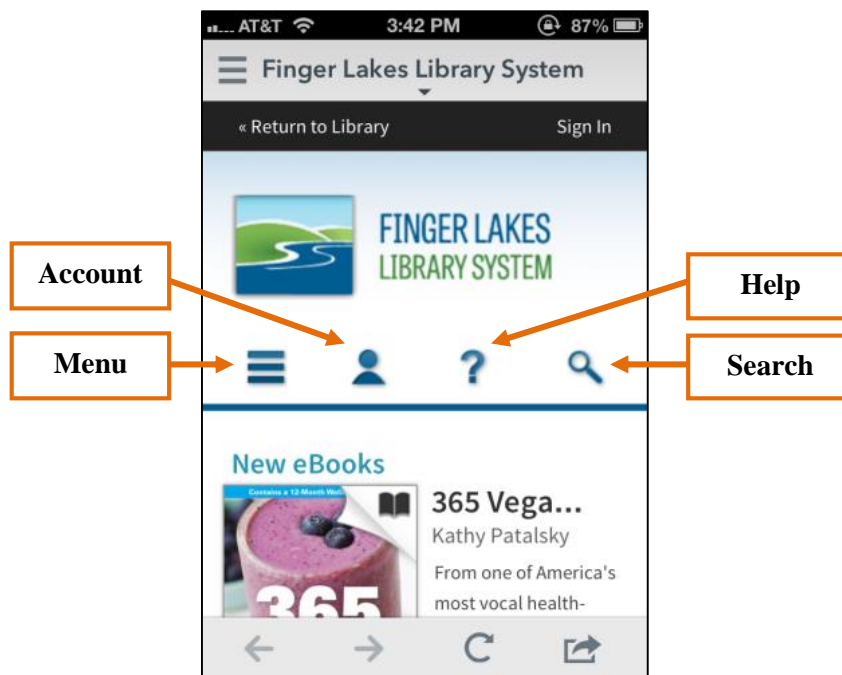
1.) Get the free OverDrive app. Visit the Apple App Store, Google Play Store, or other app store and search for "OverDrive." Although this app is free, you may need to enter your password to download.

2.) You will be prompted to create an OverDrive account, this is not required but it is recommended. Individuals under the age of 13 should click "*I am under 13 years old. Continue.*"

3.) After creating an account, you will need to add a library. Tap on the Menu button (3 horizontal lines) in the top left hand corner and the OverDrive menu will slide out. This is where several important app functions are located. Tap **+Add a Library** (iOS) or **ADD** (Android) and type in your zip code to see the list of libraries in your area. Choose your home library and then "*Finger Lakes Library System.*" Tapping on "*Finger Lakes Library System*" will bring you to the online catalog of eBooks, a.k.a. "*Digital Downloads*" and it will be saved as a source for eBooks.



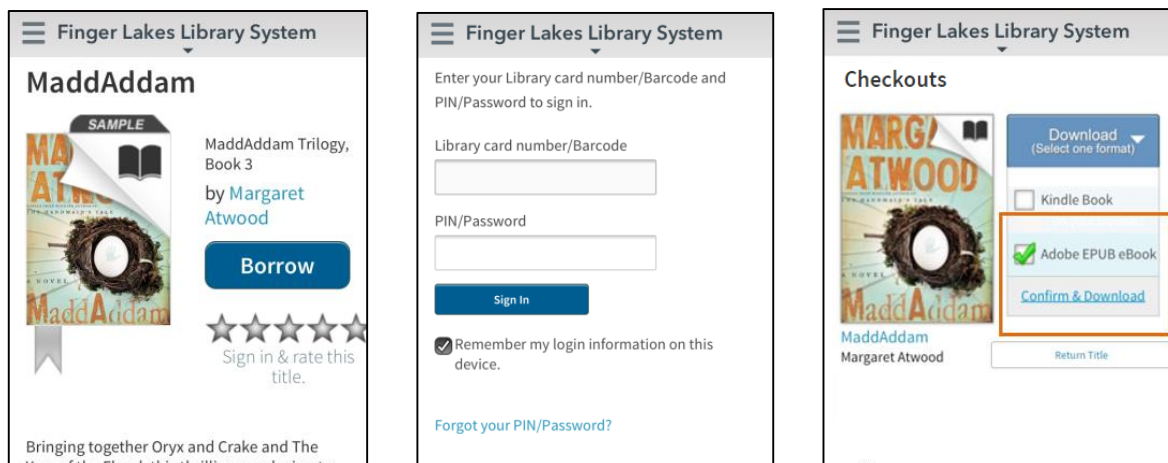
4.) You will see several options when you are in the catalog. The **Menu** button allows you to search for books. **Account**, **Help**, and **Search** are other available options. On some small screens (such as on smart phones), the app displays “New eBooks” on the opening page and it appears that our collection is very limited. However, if you tap the **Menu** icon, you will see a list of all categories available, which, when tapped, will be further divided by genre. Select “Choose a Collection” and then “Available Now” to show only titles that can be borrowed immediately (titles that are not checked out to other borrowers).



5.) eBooks and eAudiobooks will have grey and black icons informing you of their status. Grey icons are checked out/unavailable and must be placed on hold, while black icons are available for check out. Tapping on a book cover will give you some options. You can borrow the book from this screen or you can tap on **More** to see more information about the item, including: summaries, formats, subjects, excerpts, and recommendations. If an item is checked out, you will see **Place a Hold** where the **Borrow** button would be.



6.) When you are ready, tap on **Borrow**, but make sure the book is an “EPUB eBook.” You will be prompted to sign in with your library card # and password (last 4 digits of your phone number). Tap on **Download**, check **EPUB eBook**, and tap on **Confirm & Download**. The book will transfer to your device. You may also return the book immediately by clicking on **Return Title**.



7.) Tap on the menu button in the top left hand corner to get back to your OverDrive menu, and then tap on **Bookshelf**. Tap on the book cover to read using the OverDrive app. You will see several options when you tap in the center of a book that you are reading. Tap again in the center to make the options disappear.

8.) You may borrow **3** eBooks at one time and the default loan period is **21** days. Your books will automatically be returned when they are due. However, if you want to return a book early, go to the OverDrive bookshelf, tap and hold down on the book you are returning, and some options will pop up. Tap on **Return** and then **Delete**.



Visit <http://bit.ly/1VBUQtc> for OverDrive support!

Aurora Free Library
 370 Main Street
 Aurora, NY 13026
 315-364-8074

Aurorafreelibrary.org *auroral@rochester.rr.com*

Reference: Jenny Clark, Cortland Free Library, 2015.